

Ft. Worth Fly Fishers

April 2018 Fly of the Month

Bass Gurgler



With warmer weather quickly approaching, our thoughts generally turn to pursuing those pesky bass. Our April 2018 Fly of the Month fits that thought to a tee. From the creative tying desk of Dave Etgen comes the "Bass Gurgler". Perfect for causing those largemouth bass (and maybe other warm water species) to jump up and take our fly.

Recipe:

Hook: Mustad 3366, TMC 8089, Gamakatsu B10S

Thread: Danville flat waxed nylon - white

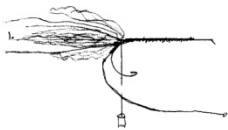
Weed Guard: Mason Hard Mono 12 - 16 lb

Tail: Krystal Flash, Bucktail, Marabou


Body: 3mm Foam, Grizzly hackle, Red hackle throat

Legs: Medium round rubber

Step 1: Tie in weed guard, bucktail, flash and maribou at the bend of the hook.



Step 2: Cut a 3mm foam strip. Cut wide as the hook gape, 2-1/2 times the hook length.

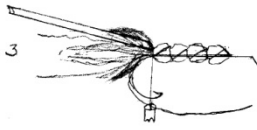


Step 3: Tie in the foam strip from the hook bend to about 3 eye diameters lengths from the hook eye (creating about four body segments).


Ft. Worth Fly Fishers

April 2018 Fly of the Month

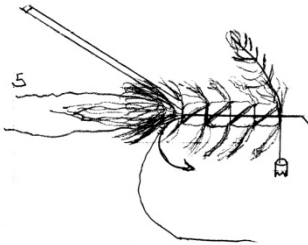
Bass Gurgler



Step 4: Tie in the Grizzly hackle at the hook bend and advance the thread to a point at first body segment.



Step 5: Palmer the hackle to the front of the body segments. Tie in the Red hackle and make one turn of the hackle for the throat.



Step 6: Fold the foam over the body and tie down, creating a head. Trim the length of the head if necessary. Add a pair of legs to each side. Tie down the weed guard behind the eye. Dave prefers a white body with chartreuse and black tail and legs. Yellow works well also.

