

Ft. Worth Fly Fishers

April 2017 Fly of the Month

Back Stabber

Our April Fly of the Month comes to us from Dave Etgen. Dave has been a fly tying mentor to many of us and if you've had the opportunity to tie with Dave or been lucky enough to have him demonstrate tying a fly for you, you know what a great asset the club has in Dave Etgen. Dave loves to fish for carp in our local lakes in the spring time, so he's sharing a very timely pattern.

Jay Zimmerman's

Back Stabber Carp Fly




Hook - Size 6 or 8 - Mustad 3366, Gamakatsu \$C15 or SI 45, TMC 200R or Orvis 8A03

Thread - 6/0 to match body color

Eyes - Bead chain, large or medium, Brass or Black

Wings - Marabou or Fox

Collar - Hen or other soft hackle

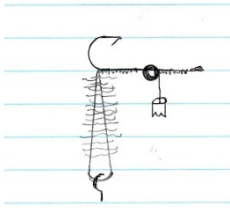


- 1) . Lay down a thread base and tie in the bead chain eyes. Tying in a short marabou tail is an option at this point.

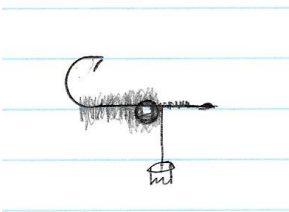
Ft. Worth Fly Fishers

April 2017 Fly of the Month


Back Stabber




- 2). Invert the hook and create a dubbing loop




- 3). Using the dubbing loop, dub the body back to front and continue the dubbing between the eyes.



- 4). Tie in a marabou wing on the far side of the hook, then repeat on the near side of the hook.



- 5). Tie in a hackle using the soft fibers near the base.



- 6). Palmer the hackle forward to the eye of the hook. Tie down and whip finish.